

milano™ whirlpool bath and soaking bath

milan—or milano, as the Italians say—is the city at the center of attention. the pinnacle of Italian commerce and culture.



The Milano™ whirlpool bath is itself a center— of invigoration, rejuvenation.

features:

- 4 fully adjustable TheraPro™ jets
- 2 directionally adjustable AccuPro™ jets
- Sculpted armrest and backrest
- Integral Handrails
- Electronic on/off controls
- Drain included on whirlpool baths

milano™ whirlpool bath


model number: H547 (RH drain, LH pump), H546 (LH drain, RH pump)

exterior dimensions:
72" long x 40" wide x 20¾" high

interior dimensions:
45" long x 26" wide x 18" wide

of Jets/type of Jets:
4 TheraPro™ Jets
2 AccuPro™ Foot Jets

operating gallons:
60 gallons



milano™ soaking bath

model number: H548

exterior dimensions:
72" long x 40" wide x 20¾" high

interior dimensions:
45" long x 26" wide

Detail: The Milano™ whirlpool bath delivers both safety and solace through integrated handrails, sculpted armrests, and precise placement of patented Jacuzzi® TheraPro™ and AccuPro™ jets.





Milano™ Whirlpool Bath

Model: H546, H547

Milano™ Bath

Model: H548

Ordering Information

Product Code:

H546 Milano™ Whirlpool Bath
Left Hand

H547 Milano™ Whirlpool Bath
Right Hand

H548 Milano™ Bath

- Right and Left Hand Drain Location
- Accessories / Hardware:
 - Trip-Lever Drain Kit #X559
 - Rotary Drain Kit, 26" Cable #8730
 - Trim Kit: 2 BMH Jet Rings #J869
 - Trim kit: 4 HTC Jet Rings #D095
- Trim Kit Finishes Available:
 - (827) - Chrome
 - (898) - Brushed Chrome
 - (815) - Satin Nickel
 - (829) - Bright Brass
 - (805) - Platinum
 - (826) - Brushed Nickel
 - (849) - Oil Rubbed Bronze

Installation Notes

Refer to installation instructions included with fixture before beginning installation. Please confirm product availability and specifications before commencing with any installation work.

PRODUCT SPECIFICATIONS AND AVAILABILITY ARE SUBJECT TO CHANGE WITHOUT NOTICE.

Electrical Components and Electrical Specifications do not apply to non-jetted baths.

Technical Specifications

Dimensions

72" L x 40" W x 20-3/4" H
(1829 mm) L x (1016 mm) W x (527 mm) H

Drain/Overflow

A: 18-1/2" (470 mm) B: 11" (279 mm)

Cutout

Template Provided Part Number #P188000

Total Weight

H546, H547: 893 lb (405 kg) / 45 lb/sq. ft. (218 kg/m²)
H548: 868 lb (394 kg) / 43 lb/sq. ft. (212 kg/m²)

Operating Gallonage

60 U.S. Gal. (227 Liters)

Product Weight

H546, H547: 143 lb (65 kg)
H548: 118 lb (54 kg)

Skirt Mounting

Not Available

Electrical Specifications Models H546, H547 only

Requires a dedicated GFCI protected separate circuit.

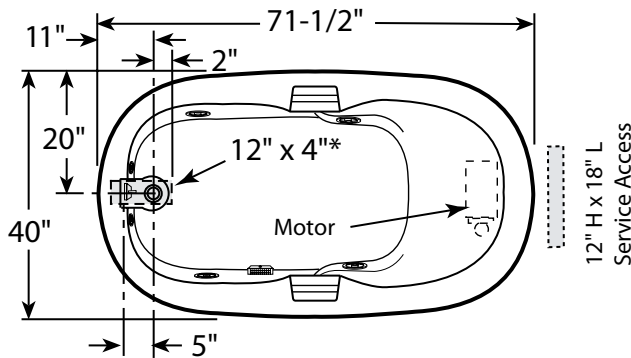
Motor/Pump: 120 VAC, 15 AMP, 60 Hz.

RapidHeat™: 120 VAC, 15 AMP, 60 Hz.

Heater (Optional) Models H546, H547 only

Requires a dedicated GFCI protected separate circuit.

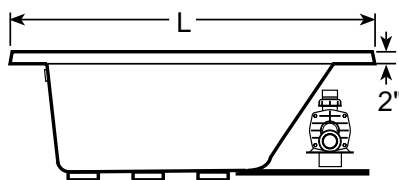
RapidHeat™: P/N S750000



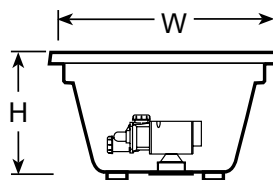
Product Shown: Milano™ Whirlpool Bath Left Hand Shown Model: H546

* Measurements inside unit represent cutout in floor to allow for drain/overflow.

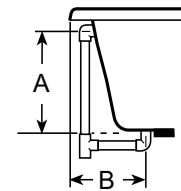
Minimum Service Access dimensions given.



SIDE VIEW



END VIEW



DRAIN/OVERFLOW